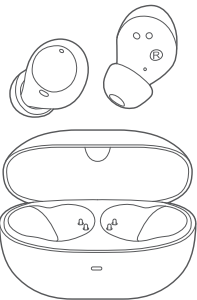


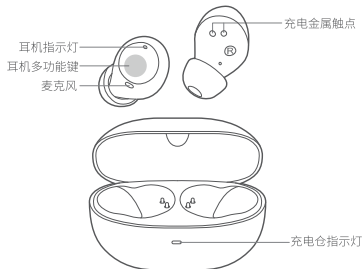


QCY ArcBuds
真无线降噪耳机



使用前,请下载安装QCY手机APP客户端
以获得更便捷的耳机操控体验

功能操作

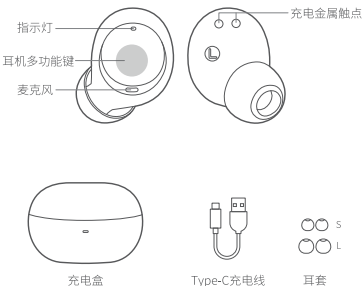


- Ⓞ 开机: 打开充电盒, 拿出耳机
- Ⓞ 关机: 耳机放入充电盒
- Ⓞ 接听/挂断: 双击多功能键
- Ⓞ 拒接电话: 长按多功能键约1.5秒
- Ⓞ 下一曲: 三击右耳多功能键
- Ⓞ 语音助手: 三击左耳多功能键
- Ⓞ 播放/暂停: 双击左/右耳多功能键播放/暂停
- Ⓞ 游戏模式: 长按左耳多功能键约1.5秒
- Ⓞ ANC模式: 长按右耳多功能键约1.5秒, 耳机在降噪/关闭降噪/通透模式循环切换

认识耳机

选择并组装耳套

中耳套适用于大多数人群, 建议从中耳套开始试戴。

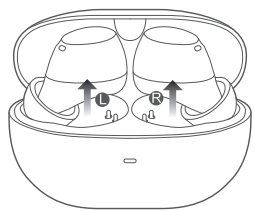


本说明书中的图片均为示意图, 可能与实物有偏差, 请以实物为准。

耳机配对

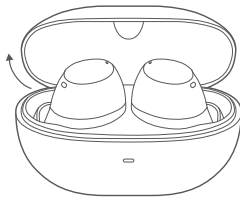
首次配对方法:

- 取出两只耳机, 再将两只耳机放回充电盒中。(此步骤为新机激活)
- 开盖, 取出耳机机会自动开机, 打开手机蓝牙搜索“QCY ArcBuds”并点击连接, 完成配对。



恢复出厂设置

- 左右耳机在充电盒中, 打开盖子, 同时敲击左右耳按键5次;
- 耳机闪白灯5次, 指示耳机正在恢复出厂设置。恢复出厂设置完成后, 耳机取出双耳靠近自动TWS组队后进入和手机配对模式。



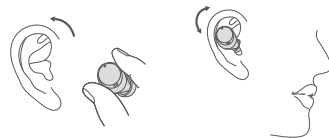
耳机充电

充电中: 红色指示灯长亮
充满电: 白色指示灯长亮30秒后熄灭

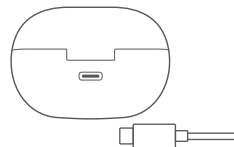
充电盒充电

充电中: 白色指示灯闪烁
充满电: 白色指示灯长亮

佩戴耳机



- 请正确佩戴左右耳机, 戴上耳机后可微微转动调整, 找到个人舒适且稳固的位置。
- 麦克风风口往下, 朝嘴巴方向。
- 错误佩戴耳机可能会导致通话, 听觉都受到不同程度的影响。



充电盒亮灯提示

充电盒电量高: 红色指示灯长亮4秒后熄灭
充电盒电量低: 红色指示灯闪烁4秒后熄灭

售后服务

QCY产品售后服务承诺: 严格按照《中华人民共和国消费者权益保护法》、《中华人民共和国产品质量法》实行售后三包服务, 服务内容如下:
在三包有效期内, 您可凭购物凭证依据本规定享受免费的修理、更换、退货的权利。

- 自您购买之日起7日内, 本产品出现故障, 经由QCY售后服务中心确定为产品质量问题, 可享受修理、更换、退货的服务。
- 自您购买之日起15日内, 本产品出现故障, 经由QCY售后服务中心确定为产品质量问题, 可享受修理或更换的服务。
- 自您购买之日起12个月内, 本产品出现故障, 经由QCY售后服务中心确定为产品质量问题, 可享受修理的服务。

售后服务与支持保障:
自产品购买之日起12个月(请妥善保管购买凭证)。
免费服务:
在产品保修期内, 凡属产品本身质量引起的故障, 请用户凭购买凭证与经销商取得联系以享受售后服务。
如有任何产品故障或瑕疵非可归咎于产品质量本身, 则不在保修范围内。有下列情形者不属于保修范围内:
1、因火灾、地震、雷击、异常电压、环境因素而发生之故障或损坏的。
2、自行或委托未经原厂授权维修之厂商拆卸、改装或更换非原厂零件。
3、未按使用手册操作或因人为使用不当而造成损坏者, 如产品浸水、腐蚀、掉落、挤压或露在异常温度环境下。

三包凭证

产品信息:
产品型号: _____
订单编号: _____
用户信息:
用户姓名: _____
联系电话: _____
用户地址: _____
退换原因: _____
购买信息:
销售单位: _____

FAQ

- Q: 只有一只耳机有声音怎么解决?
A: 将两只耳机放回充电盒关盖, 再重新取出, 查看双耳是否都有声音, 若还是只有单只耳机有声音, 请对两只耳机恢复出厂设置。
- Q: 手机提示无法连接怎么解决?
A: 将手机上的配对记录删除, 删除后重新进行搜索配对连接即可。
- Q: 听歌/通话没声音怎么解决?
A: 安卓手机在蓝牙连接名字的右边有个设置图标, 点击进入, 关闭手机音频和媒体音频, 再重新开启, 若还是无声, 请将耳机重新与手机配对连接。
- Q: 为什么视频/游戏有延迟?
A: 受使用环境、网络、手机编解码等因素的影响, 会引起手机传音频数据到耳机时有不同程度的延迟。
- Q: 听到的声音卡顿/断续怎么解决?
A: 在使用时若周围有大量的Wi-Fi、5G/4G信号、大功率电器等等产生干扰, 可能会引起卡顿、断续的情况, 换个环境或者重新配对连接就可以解决了。

若有售后服务需求, 请联系客服
电话: 4008-306-708
网址: www.qcy.com
制造商: 东莞市和乐电子有限公司
地址: 广东省东莞市道滘镇粤晖路325号

提示

- 使用产品前请仔细阅读本使用说明并妥善保管;
- 首次使用时, 请先将本产品充满电;
- 如果产品长期(超过2个星期)不用, 请对其充电;
- 必须选择正规厂家生产且经过国家CCC认证的充电器;
- 若手机无法搜索到蓝牙耳机, 请将蓝牙耳机重新进入配对模式或将蓝牙耳机恢复出厂设置; 若手机程序出错, 请把手机蓝牙关闭再开启或重启手机。

- 请勿以任何理由拆除或维修改装耳机, 否则可能会导致起火, 电子击穿甚至彻底损坏本品;
- 请勿将产品置于温度过低或过高(0°C以下或45°C以上)的环境下;
- 请避免靠近儿童或动物的眼睛使用产品指示灯;
- 请勿在雷暴天气下使用该产品, 雷暴可导致本产品工作不正常, 并增加触电的危险;
- 请勿用油及其他挥发性液体擦拭本产品;

注意: 长时间使用耳机可能会导致听力损害, 请合理安排使用时间。

产品有害物质名称及含量

部件名称	有害物质					
	铅 (Pb)	汞 (Hg)	镉 (Cd)	六价铬 (Cr(VI))	多溴联苯 (PBB)	多溴二苯醚 (PBDE)
外壳	○	○	○	○	○	○
电路板组件	×	○	○	○	○	○
电池	○	○	○	○	○	○
充电线	×	○	○	○	○	○
附件	○	○	○	○	○	○

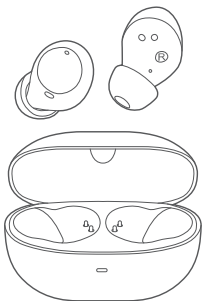
本表格依据SJ/T 11364的规定编制
○: 表示该有害物质在该部件所有均质材料中的含量均在GB/T 26572规定的限量要求以下。
×: 表示该有害物质至少在部件的某一均质材料中的含量超出GB/T 26572规定的限量要求。

使用年限
如本手册所述, 在正常使用条件下, 本产品的环保使用期限为10年。
在此期间, 产品不会泄露任何危险物质, 本产品可以回收, 必须按照当地法规处理。





QCY ArcBuds True Wireless ANC Earbuds

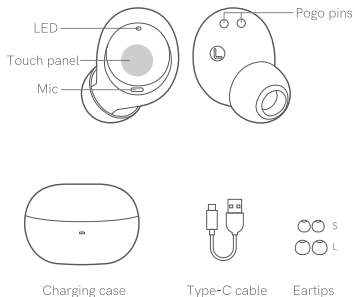


For better use experience, please scan to download QCY APP before start-up.

Overview

Choose Eartips

Please try medium eartips first as they fit most people.

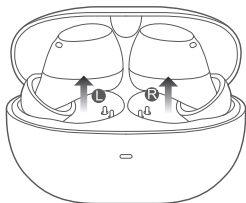


Above pictures are for reference only and practical items may vary.

How to Connect

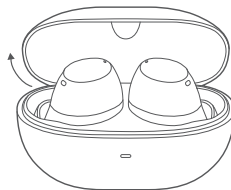
First Time Connection:

1. Pick up both earbuds, pop them back in case then close lid to activate them.
2. Open lid, pick up earbuds and they will auto power on. On phone, search "QCY ArcBuds" and tap to connect.



Factory Setting

Push earbuds into case, open lid and touch both panels 5 times to reset them to factory(LEDs will blink white 5 times).
Notes: After factory setting, pick up earbuds and they will auto pair with each other and turn connectable to phone.



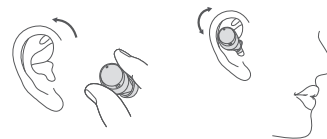
Charging Earbuds

LED will glow solid red when earbuds are charged and turn white for 30s when topped up.

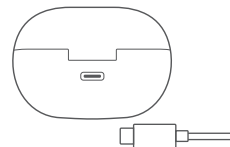
Charging Case

LED will blink white when case is charged and turn solid white when topped up.

How to Wear



1. Please put on earbuds properly then adjust them to fit yourself.
2. Set microphone towards your mouth.
3. It will cause a bad calling or listening experience to wear them in a wrong way.

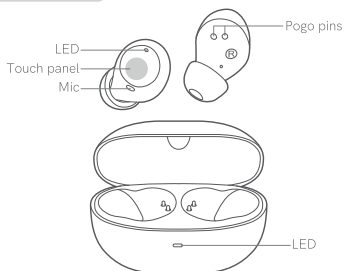


LED on Case

High battery level: LED turns on red for 4s
Low battery level: LED blinks red for 4s

Notes: Please arrange using time properly as your hearing may be damaged by using the device for a long time.
Manufacturer: Dongguan Hele Electronics Co., Ltd.
Address: No. 325 Yuehui Rd, Daojiao Town Dongguan City Guangdong Province China

Functions



- Ⓜ Power-on: Open lid and pick up earbuds
- Ⓜ Power-off: Push earbuds into case
- Ⓜ Answer/end call: touch either panel
- Ⓜ Ignore call: touching either panel for 1.5s
- Ⓜ Skip track forward: Triple touch right panel
- Ⓜ Voice assistant: Triple touch left panel
- Ⓜ Playback/pause: Double touch left/right panel to play/pause
- Ⓜ Gaming mode: Keep touching left panel for 1.5s
- Ⓜ ANC mode: Keep touching right panel for 1.5s to switch among ANC, Normal and Transparency modes

Warranty Card

Warranty Period
12 months after you purchase this item (or you may inquire your local shopper for more details).
Free Service:
Supposing any defects caused by quality issues occur within the warranty period, please take this warranty card and purchase receipts to your distributor for free exchange service.

Model Number:
Date of Purchasing:
User's Name:
User's Phone:
User's Address:
Shop's Name:
Shop's Address:
Comments:

Free exchange service will not be accessed under following circumstances:

1. Damages caused unauthorized disassembly.
2. Defects or physical damages caused by leaking or dropping off.
3. Damages by act of God. Supposing your item is within any damages or defects except the above circumstances, please return to us or your distributor for free repairing.

FCC Statement

This equipment has been tested and found to comply with the limits for a Class B digital device, pursuant to Part 15 of the FCC Rules. These limits are designed to provide reasonable protection against harmful interference in a residential installation. This equipment generates uses and can radiate radio frequency energy and, if not installed and used in accordance with the instructions, may cause harmful interference to radio communications. However, there is no guarantee that interference will not occur in a particular installation. If this equipment does cause harmful interference to radio or television reception, which can be determined by turning the equipment off and on, the user is encouraged to try to correct the interference by one or more of the following measures:
--Reorient or relocate the receiving antenna.
--Increase the separation between the equipment and receiver.
--Connect the equipment into an outlet on a circuit different from that to which the receiver is connected.
--Consult the dealer or an experienced radio/TV technician for help.

This device complies with part 15 of the FCC Rules. Operation is subject to the following two conditions:
(1) This device may not cause harmful interference, and (2) this device must accept any interference received, including interference that may cause undesired operation.

Changes or modifications not expressly approved by the party responsible for compliance could void the user's authority to operate the equipment.

Tips

1. Before using the earbuds, please read the manual carefully and keep it for future references.
2. The earbuds need to be fully charged prior to first-time use.
3. If the earbuds are left unused for over two weeks, please recharge.
4. Please use the chargers made by qualified manufacturer.
5. If earbuds fail to be found by phone, please re-turn them connectable or restore factory settings. If a program error of phone occurs, please turn off and on Bluetooth function or reboot the phone.

Caveats

1. Never disassemble or modify your earbuds for any reasons to avoid any damages and danger.
2. Do not store the earbuds in extreme temperatures (under 0°C or over 45°C).
3. Avoid using the indicator close to the eyes of children or animals.
4. Do not use the earbuds during a thunderstorm to avoid dysfunction and increasing risk of electricshock.
5. Do not use harsh chemicals or strong detergents to clean the earbuds.

Note: please do not use earbuds for a long time as may damage your hearing.

